

Velvet

El spa XXL de altas prestaciones.

CÓDIGO 52666

Ideal para **5 personas**

5 posiciones distintas

2 tumbonas

3 asientos

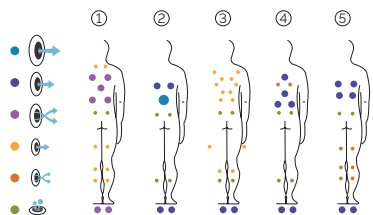
Medidas: 233 x 233 x 91 cm

Volumen de agua: 1.610 litros


Peso: Vacío 378 kg / Lleno 1988 kg

5 colores


5 tipos de masaje



ACABADOS CASCO (COLORES ACRÍLICO)



ACABADOS REVESTIMIENTO DEL MUEBLE EXTERIOR



PREMIUM LINE


ES

AQUAVIA SPA

CARACTERÍSTICAS TÉCNICAS

| PRESTACIONES | |
|--------------------------------------|-------------------------------|
| Total puntos de masaje | 72 |
| Jets masaje agua | 56 |
| Boquillas masaje aire | 16 |
| Fuentes de agua | 2 |
| Reposacabezas | 3 |
| Touch Panel | Principal + Auxiliar |
| Ultraviolet Treatment UV | Estándar |
| Estructura metálica | Estándar |
| Base ABS | Estándar |
| Prime Tex Cover | Estándar |
| EcoSpa | Estándar |
| Nordic Insulation System | Opcional |
| Blue Connect Plus | Opcional |
| ACABADOS | |
| Colour Sense | 5 LED + accesorios iluminados |
| Pure Line Lighting | Opcional |
| Surround Bluetooth Audio | Opcional |
| Jets / Boquillas Inoxidables | Estándar |
| Barra Inoxidable | - |
| Wifi Spa Control | Opcional |
| Sin revestimiento | Opcional |
| BOMBAS DE MASAJE | |
| Masaje de agua | 2 x 2200 W / 3 CV |
| Relax Impact Pump | 1150 W |
| FILTRACIÓN Y CALEFACCIÓN | |
| Bomba de recirculación | 200 W |
| Calentador de agua | 3.000 W |
| Tipo de filtro | Cartucho |
| High Performance Water Care | Estándar |
| CORRIENTE ELÉCTRICA | |
| Potencia requerida a 230 V (LOW/AMP) | 5.900 W / 25,7 A |
| Voltaje | 230 V / 400 V III |

PRESTACIONES



BCN DESIGN



PRESTACIONES OPCIONALES

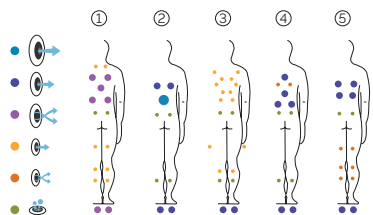


Como parte de nuestra política de mejoramiento continuo, nos reservamos el derecho de modificar el diseño y/o especificaciones sin previo aviso.


Velvet

The high performance XXL hot tub.


| |
|---|
| CODE 52666 |
| Ideal for 5 people |
| 5 positions |
| 2 loungers |
| 3 seats |
| Measures: 233 x 233 x 91 cm |
| Water capacity (l): 1.610 liters |
| Weight: Empty 378 kg / Full 1.988 kg |
| 5 colors |
| 5 massages |



SHELL FINISHES (ACRYLIC COLORS)



FURNITURE FINISHES (OUTDOOR CABINET)



FEATURES



OPTIONAL FEATURES



PREMIUM LINE

TECHNICAL SPECIFICATIONS

| FEATURES | |
|--------------------------------------|---------------------------------|
| Total massage points | 72 |
| Massage Jets | 56 |
| Air Nozzles | 16 |
| Water fountains | 2 |
| Headrests | 3 |
| Touch Panel | Main + Aux. |
| Ultraviolet Treatment UV | Standard |
| Metal structure | Standard |
| Base ABS | Standard |
| Prime Tex Cover | Standard |
| EcoSpa | Standard |
| Nordic Insulation System | Optional |
| Blue Connect Plus | Optional |
| FINISHES | |
| Colour Sense | 5 LED + illuminated Accessories |
| Pure Line Lighting | Optional |
| Surround Bluetooth Audio | Optional |
| Jets / Stainless Steel Nozzles | Standard |
| Stainless steel handrail | - |
| Wifi Spa Control | Optional |
| Without cabinet | Optional |
| MESSAGE PUMPS | |
| Water massage | 2 x 2200 W / 3 CV |
| Relax Impact Pump | 1150 W |
| FILTRATION AND HEATING | |
| Recirculation pump | 200 W |
| Water heater | 3.000 W |
| Type of filter | Cartridge |
| High Performance Water Care | Standard |
| POWER SUPPLY | |
| Power requirement to 230 V (LOW/AMP) | 5.900 W / 25,7 A |
| Voltage | 230 V / 400 V III |

According to our policy of constant evolution, we reserve the right to modify the specifications in part or in whole without forewarning.

Velvet

Un spa XXL très performant.

CODE 52666

Idéal pour 5 personnes

5 positions

2 allongées

3 assises

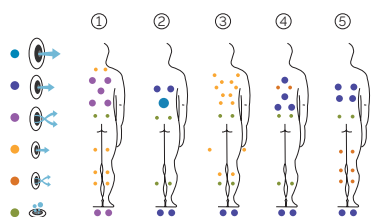
Dimensions: 233 x 233 x 91 cm

Volume Eau: 1610 litres


Poids: Vide 378 kg / Plein 1988 kg

5 couleurs


5 massages



COULEURS ACRYLIQUE



TYPE REVÊTEMENT MEUBLE EXTÉRIEUR



PREMIUM LINE

FR

AQUAVIA SPA

CARACTÉRISTIQUES TECHNIQUES

| PRESTATIONS | |
|---------------------------------------|------------------------------|
| Total Points de Massage | 72 |
| Jets massage | 56 |
| Buse air | 16 |
| Sources Eau | 2 |
| Appui-tête | 3 |
| Touch Panel | Principal + Auxiliaire |
| Ultraviolet Treatment UV | Équipement en série |
| Structure Métal | Équipement en série |
| Base ABS | Équipement en série |
| Prime Tex Cover | Équipement en série |
| EcoSpa | Équipement en série |
| Nordic Insulation System | Option |
| Blue Connect Plus | Option |
| FINITIONS | |
| Colour Sense | 5 LED + Accessoires éclairés |
| Pure Line Lighting | Option |
| Surround Bluetooth Audio | Option |
| Jets / Buses en acier inoxydable | Équipement en série |
| Barre Inoxydable | - |
| Wifi Spa Control | Option |
| Sans habillage | Option |
| POMPES DE MASSAGE | |
| Massage d'eau | 2 x 2200 W / 3 CV |
| Relax Impact Pump | 1150 W |
| FILTRATION ET CHAUFFAGE | |
| Pompe de recirculation | 200 W |
| Chauffage d'eau | 3.000 W |
| Type de filtre | Cartouche |
| High Performance Water Care | Équipement en série |
| COURANT ÉLECTRIQUE | |
| Puissance maximale to 230 V (LOW/AMP) | 5.900 W / 25.7 A |
| Tension | 230 V / 400 V III |

PRESTATIONS



BCN DESIGN



PRESTATIONS OPTIONNELLES



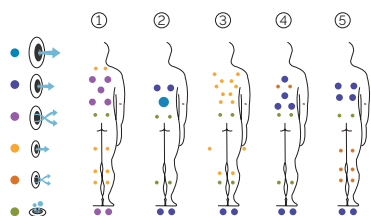
Dans le cadre de notre politique d'améliorations constantes, nous nous réservons le droit de modifier/d'amender nos spécifications n'importe quand et sans aucun préavis.

Velvet


Der XXL-Whirlpool mit hochwertigen Funktionen.

PREMIUM LINE


| |
|---|
| CODE 52666 |
| Ideal für 5 Personen |
| 5 Positionen |
| 2 Liege |
| 3 Sitzen |
| Abmasse: 233 x 233 x 91 cm |
| Volumen (l): 1.610 liter |
| Gewicht: Leer 378 kg / Befüllt 1.988 kg |
| 5 Farben |
| 5 Massagen |



ACRYLFARBEN



VERKLEIDUNGSTYP AUSSENRAHMEN



LEISTUNGEN



OPTIONALE LEISTUNGEN



AUSSTATTUNG

| LEISTUNGEN | |
|---|---------------------------------|
| Massagepunkte gesamt | 72 |
| Massagedüsen | 56 |
| Luftdüsen | 16 |
| Wasserquellen | 2 |
| Kopfstützen | 3 |
| Touch Panel | Principal + Auxiliar |
| Ultraviolet Treatment UV | Serienausstattung |
| Metallrahmen | Serienausstattung |
| ABS-Platte | Serienausstattung |
| Prime Tex Cover | Serienausstattung |
| EcoSpa | Serienausstattung |
| Nordic Insulation System | Option |
| Blue Connect Plus | Option |
| UNTERHALTUNG | |
| Colour Sense | 5 LED + illuminated Accessories |
| Pure Line Lighting | Option |
| Surround Bluetooth Audio | Option |
| Düsen Edelstahl | Serienausstattung |
| Edelstahlstange | - |
| Wifi Spa Control | Option |
| Ohne Rahmen | Option |
| MASSAGEPUMPEN | |
| Wassermassage / Jetpumpe | 2 x 2200 W / 3 CV |
| Relax Impact Pump / Gebläse | 1150 W |
| FILTER UND HEIZUNG | |
| Silent Pump / Umwälzpumpe | 200 W |
| Wassererhitzer | 3.000 W |
| Filtertyp | Cartridge |
| High Performance Water Care | Kartuschenfilter |
| CORRIENTE ELÉCTRICA | |
| Leistung Option niedrige Stromstärke (W)/(A)230 V | 5.900 W / 25,7 A |
| Stromspannung | 230 V / 400 V III |

Im Rahmen unserer Bemühungen um ständige Verbesserungen behalten wir uns das Recht vor, ohne weitere Bekanntmachungen Änderungen an der Konstruktion und den technischen Daten vorzunehmen.

Velvet

La minipiscina XXL ad alte prestazioni.

CODICE 52666

Ideale per **5 persone**

5 posizioni

2 sdraiato

3 seduto

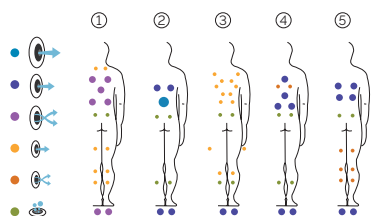
Misure: 233 x 233 x 91 cm

Volume acqua: 1.610 litros


Peso: Vuota 378 kg / Piena 1.988 kg

5 colori


5 massaggi



COLORI SUPERFICIE ACRILICA



TIPO DI RIVESTIMENTO DEL MOBILE ESTERNO



PRESTAZIONI



PRESTAZIONI ADDIZIONALI



IT

AQUAVIA SPA

PREMIUM LINE

CARATTERISTICHE TECNICHE

| PRESTAZIONI | |
|--------------------------------------|-------------------------------|
| Totale punti di massaggio | 72 |
| Getti di massaggio | 56 |
| Bocchette di aria | 16 |
| Fontane d'acqua | 2 |
| Poggiatesta | 3 |
| Touch Panel | Principale + Ausiliario |
| Ultraviolet Treatment UV | Equipaggiamento di serie |
| Struttura metallica | Equipaggiamento di serie |
| Base ABS | Equipaggiamento di serie |
| Prime Tex Cover | Equipaggiamento di serie |
| EcoSpa | Equipaggiamento di serie |
| Nordic Insulation System | Opzionale |
| Blue Connect Plus | Opzionale |
| FINITURE | |
| Colour Sense | 5 LED + accesorios iluminados |
| Pure Line Lighting | Opzionale |
| Surround Bluetooth Audio | Opzionale |
| Jets / Bocchette Inossidabile | Equipaggiamento di serie |
| Barra inossidabile | - |
| Wifi Spa Control | Opzionale |
| Senza rivestimento | Opzionale |
| POMPE DI MASSAGGIO | |
| Massaggio ad acqua | 2 x 2200 W / 3 CV |
| Relax Impact Pump | 1150 W |
| FILTRAGGIO E RISCALDAMENTO | |
| Pompa di ricircolo | 200 W |
| Scaldaacqua | 3.000 W |
| Tipo di filtro | Cartuccia |
| High Performance Water Care | Equipaggiamento di serie |
| CORRENTE ELETTRICA | |
| Potencia requerida a 230 V (LOW/AMP) | 5.900 W / 25,7 A |
| Voltaje | 230 V / 400 V III |

Como parte de la nuestra politica de mejoramiento continuo, ci reservamos el derecho de modificar el design e/o le especificas tecnicas senza preavviso.